


# Knowledge Organiser - Year 1 -Painting

Key Vocabulary	
primary	texture
secondary	press
mixing	print
raised surface	


How can I create a variety of colours when painting?

**Focus Artist**



Joan Miro

Crucial Knowledge	
Know that the primary colours are red, yellow and blue.	Know that secondary colours can be made by mixing red and yellow to make orange, blue and yellow to make green and blue and red to make purple.
Know when best to use thick and thin brushes.	Know that marks and different effects can be made in print using found objects and basic tools
Objects with raised surfaces can create rubbings	







**Overview**

**Painting**  
Greater control of the marks being made when using a paint brush. Start to mix a range of secondary colours. Questioning the process.

**Printing**  
Use a range of techniques such as rolling, pressing, stamping and rubbing.

## Knowledge Organiser - Year 1 -Painting

Vocabulary	Definition
Primary Colours 	These are colours that cannot be created by mixing other colours. They are colours in their own right. These are red, yellow and blue.
Secondary Colours 	These colours are made by mixing each primary colour with one other primary colour. These are orange, green and purple.
Repeated pattern 	A pattern whereby it is repeated again and again and again
Colour wheel 	A circle with different coloured sectors used to show the relationship between colours.



Am I using my  
 paint brush  
 correctly?  
 Am I painting  
 with care and  
 attention?